

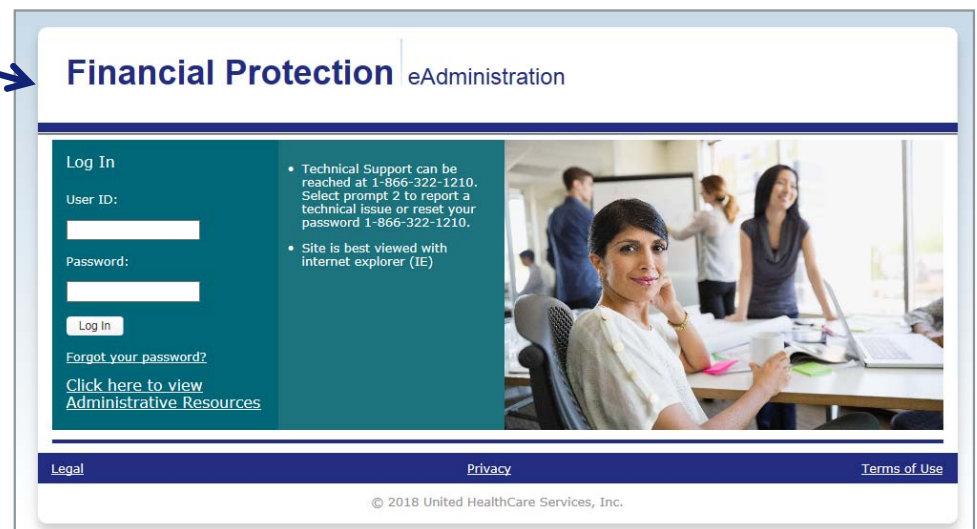
eAdministration Update: Highlights

In response to your feedback, the eAdministration website is being enhanced. The website will be updated to make it easier to find what you're looking for.

Changes will go-live on Saturday, November 17, 2018.

The website address will remain the same (www.uhcfinancialprotection.com), and there is no impact to your log-in process or any previously saved data.

- Same url: www.uhcfinancialprotection.com
- Same username and password
- Updated look and feel



Landing Page - *public*

OLD

NEW

The old landing page features a header with 'eAdministration' and 'Employer Login'. Below the header are navigation tabs for 'Employers' and 'Brokers/Consultants'. The main content area is titled 'Employers' and includes a large image of a man carrying a child on his shoulders. The page contains several paragraphs of text, a list of services, and a 'Login' button. A footer section lists 'Employer Resources' such as 'Portal Login', 'Helpful Resources', and 'Helpful Resources (NY only)'.

The new landing page has a header with 'Financial Protection' and 'eAdministration'. The main content area is a dark teal box containing a 'Log In' section with 'User ID' and 'Password' input fields, a 'Log In' button, and links for 'Forgot your password?' and 'Click here to view Administrative Resources'. To the right of the login section is a list of support information and a note about browser compatibility. Below the teal box is a large image of a woman in an office setting. The footer includes 'Legal', 'Privacy', and 'Terms of Use' links, along with the copyright notice '© 2018 United HealthCare Services, Inc.'.

- Same url: uhcfinancialprotection.com
- New look and feel

Log-in Page

OLD

NEW

Portal Login

Log In

User ID:

Password:

[Forgot your password ?](#)

For problems with your login, contact our Help Desk at **1-866-322-1210**.
Select prompt 2 for technical on-line issues or password reset.

For e-Bill users:
The e-Bill system is available Monday through Friday between 6:00 am and 9:00 pm CST/CDT.

e delete cookies from your Browser and try again

By using this web site you agree to our [Internet Service Agreement](#)

This is a private web site containing confidential information. Authorized site users should use this information for business purposes only. Unauthorized use of the site may be grounds for penalties, fines or criminal conviction.

[Privacy Policy](#) Copyright 2007 © UnitedHealthcare Specialty BenefitsSM All Rights Reserved.



Financial Protection eAdministration

Log In

User ID:

Password:

[Forgot your password?](#)

[Click here to view Administrative Resources](#)

- Technical Support can be reached at 1-866-322-1210. Select prompt 2 to report a technical issue or reset your password 1-866-322-1210.
- Site is best viewed with internet explorer (IE)

Legal Privacy Terms of Use

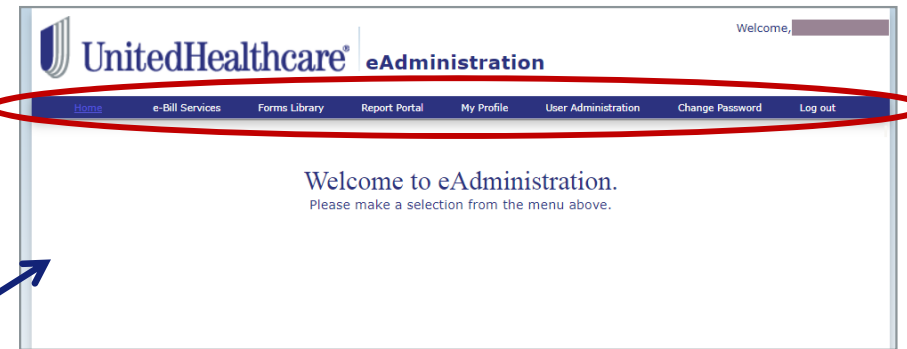
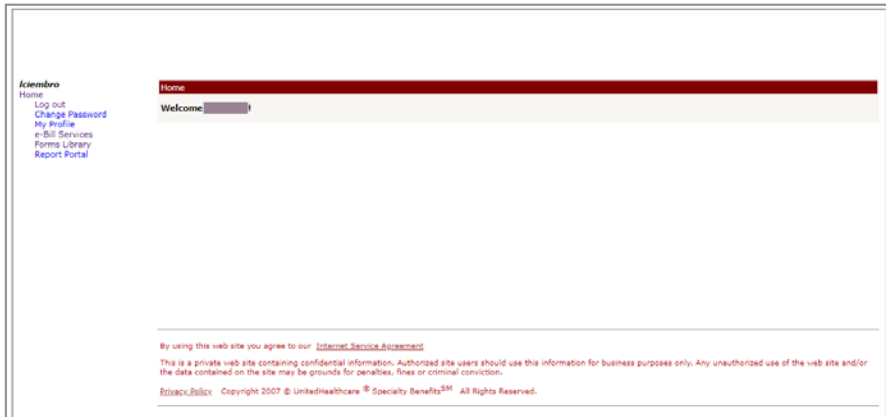
© 2018 United HealthCare Services, Inc.

- Log-in directly from the new landing page
- Same username and password

Landing Page – *post log-in*

OLD

NEW

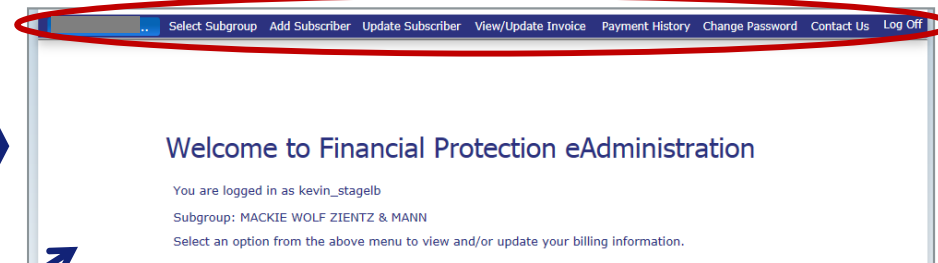
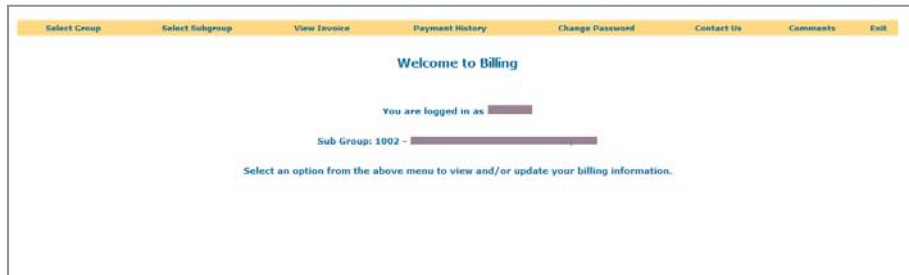


- Same functions now in a top-navigation bar (e.g. billing, forms, reporting, etc.)
- New look and feel

eBill Page

OLD

NEW



- Same functions now in a top-navigation bar (e.g. add subscriber, view/pay invoice, etc.)
- New look and feel

My Profile Page

OLD

NEW

Portal Login

Home
Log out
Change Password
My Profile
e-Bill Services
Forms Library
Report Portal

My Profile
Contact your Group User Setup Administrator for access authorization if additional access to Applications or Reports are required.

1. Identify

Effective Date : 11/03/2006

User ID : [Redacted]

First Name : [Redacted]

Last Name : [Redacted]

Email Address : [Redacted]

Opt-out e-mail notifications

Security Question : What is your mother's maiden name ?

Security Answer : [Redacted] (if left blank, not updated.)

2. User Access

User Type : ACCOUNT MANAGE

Applications

Application Name	Data
<input checked="" type="checkbox"/> e-Bill Services	
<input checked="" type="checkbox"/> Forms Library	
<input checked="" type="checkbox"/> Report Portal	Report Name Evidence of Insurability Report Internal-RETIRED, use Business Objects report MLS-02_x, for questions contact Susan Kelley (susan_m_kelley@uhc.com)

Submit



UnitedHealthcare eAdministration

Welcome, [Redacted]

Home e-Bill Services Forms Library Report Portal **My Profile** User Administration Change Password Log out

Contact your Group User Setup Administrator for access authorization if additional access to Applications or Reports are required.

My Profile

Effective Date : 10/04/2018

User ID : [Redacted]

First Name : [Redacted]

Last Name : [Redacted]

Email Address : [Redacted]

Opt-out e-mail notifications

Security Question : What is your favorite color ?

Security Answer : [Redacted] (if left blank, not updated.)

2. User Access

User Type : GROUP

Active Sub Groups : All active sub group(s).

Applications

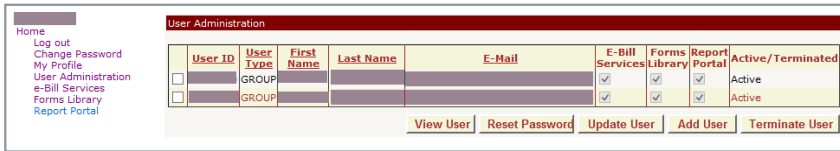
Application Name	Data
<input checked="" type="checkbox"/> e-Bill Services	

New look and feel

User Administration Page

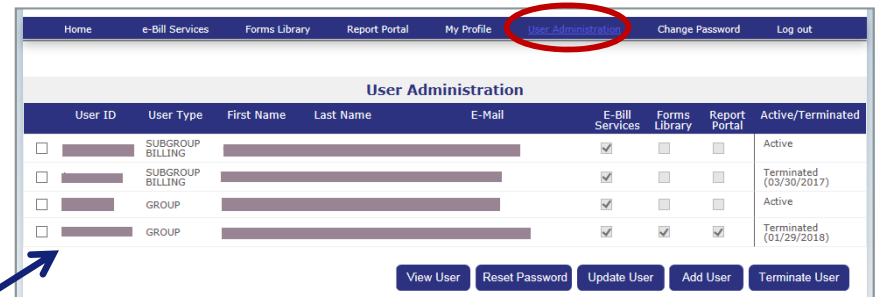
OLD

NEW



The old interface features a sidebar with navigation links: Home, Log out, Change Password, My Profile, User Administration, e-Bill Services, Forms Library, and Report Portal. The main content area is titled 'User Administration' and contains a table with columns: User ID, User Type, First Name, Last Name, E-Mail, E-Bill Services, Forms Library, Report Portal, and Active/Terminated. Below the table are buttons for View User, Reset Password, Update User, Add User, and Terminate User.

User ID	User Type	First Name	Last Name	E-Mail	E-Bill Services	Forms Library	Report Portal	Active/Terminated
<input type="checkbox"/>	GROUP				<input checked="" type="checkbox"/>	<input checked="" type="checkbox"/>	<input checked="" type="checkbox"/>	Active
<input type="checkbox"/>	GROUP				<input checked="" type="checkbox"/>	<input checked="" type="checkbox"/>	<input checked="" type="checkbox"/>	Active



The new interface has a top navigation bar with links: Home, e-Bill Services, Forms Library, Report Portal, My Profile, User Administration (circled in red), Change Password, and Log out. The main content area is titled 'User Administration' and contains a table with columns: User ID, User Type, First Name, Last Name, E-Mail, E-Bill Services, Forms Library, Report Portal, and Active/Terminated. Below the table are buttons for View User, Reset Password, Update User, Add User, and Terminate User.

User ID	User Type	First Name	Last Name	E-Mail	E-Bill Services	Forms Library	Report Portal	Active/Terminated
<input type="checkbox"/>	SUBGROUP BILLING				<input checked="" type="checkbox"/>	<input type="checkbox"/>	<input type="checkbox"/>	Active
<input type="checkbox"/>	SUBGROUP BILLING				<input checked="" type="checkbox"/>	<input type="checkbox"/>	<input type="checkbox"/>	Terminated (03/30/2017)
<input type="checkbox"/>	GROUP				<input checked="" type="checkbox"/>	<input type="checkbox"/>	<input type="checkbox"/>	Active
<input type="checkbox"/>	GROUP				<input checked="" type="checkbox"/>	<input checked="" type="checkbox"/>	<input checked="" type="checkbox"/>	Terminated (01/29/2018)

New look and feel

Change Password Page

OLD NEW

Home
Log out
Change Password
My Profile
e-Bill Services
Forms Library
Report Portal

Change Password

User ID:

Password:

New Password:

Confirm Password:

Security Question:

Security Answer:

Password Policy

1. Passwords must contain at least 8 characters
2. Passwords must be complex, containing at least three of the four bullets below:
 - Uppercase characters
 - Lowercase characters
 - Numbers (0-9)
 - Non-alphanumeric characters (!@#\$%^&*~_)
3. Passwords cannot contain a user's ID

You are now required to change your password and select a security question and provide an answer. This information will be added to your user profile.
For problems with your login, contact our Help Desk at 1-866-322-1210.
Select prompt 2 for technical on-line issues or password reset.



Home e-Bill Services Forms Library Report Portal My Profile User Administration **Change Password** Log out

Change Password

User ID:

Password:

New Password:

Confirm New Password:

Security Question:

Security Answer:

New look and feel

Administrative Resources

OLD

NEW

The screenshot shows the 'eAdministration' website. At the top, there are navigation tabs for 'Employers' and 'Brokers/Consultants'. The main content area is titled 'Employers' and contains a welcome message, a list of services (Accident, Critical Illness, FMLA, Hospital Indemnity, Life, Supplemental Life and AD&D, Short and Long-Term Disability, Specified Disease), and a section for 'Employer Resources' with links to 'Portal Login', 'Helpful Resources', and 'Helpful Resources (NY only)'. A large blue arrow points from this interface towards the new one.

The screenshot shows the 'Financial Protection eAdministration' website. It features a 'Log In' section with fields for 'User ID' and 'Password', and a 'Log In' button. Below the login fields is a link that says 'Forgot your password?' and a link that says 'Click here to view Administrative Resources', which is circled in red. To the right of the login section is a sidebar with technical support information. The footer includes links for 'Legal', 'Privacy', and 'Terms of Use', and a copyright notice for '© 2018 United HealthCare Services, Inc.'.

Access the administrative guide, deep dive content and additional subject matter flyers by clicking on the link to Administrative Resources

Coming soon

- Updates to Reporting and Forms pages (December 2018)